

# Become the Authority in Emotional Intelligence

## What is Emotional Intelligence?

Emotional Intelligence (EI) can be defined as a set of emotional and social skills that influence the way we perceive and express ourselves, develop and maintain social relationships, cope with challenges, and use emotional information in an effective and meaningful way.

## Why is EI Important?

While emotional intelligence isn't the sole predictor of human performance and development potential, it is proven to be a key indicator in these areas. Emotional intelligence is not a static factor - to the contrary, one's emotional intelligence changes over time and can be developed in targeted areas.

## A Scientific Approach to Talent Development

For almost 20 years, consultants and organizations have trusted the science that underpins the EQ-i 2.0® (and its predecessor the EQ-i 1.0) to help improve human performance. The EQ-i 2.0 is a psychometric assessment which measures emotional intelligence (EI) and how it can impact people and the workplace. Being the first scientifically validated measure of EI, coupled with research from premier organizations, means you can count on the EQ-i 2.0 to add robustness and accuracy to your talent management initiatives.

Applications of emotional intelligence include:

- Leadership Development
- Selection
- Organizational Development
- Executive Coaching
- Team Building
- Student Development

## The EQ-i<sup>2.0</sup> Model



Copyright © 2011 Multi-Health Systems Inc. All rights reserved.  
Based on the original BarOn EQ-i authored by Reuven Bar-On, copyright 1997.

The 1-5-15 factor structure: The EQ-i 2.0 features one overarching EI score (Total EI), broken down into five composite scores which measure five distinct aspects of emotional and social functioning. These in turn, are broken down into a total of 15 subscales.

### EQ-i 2.0® QUICK FACTS

#### AGE RANGE

18 years or older

#### ADMINISTRATION TIME

15 - 30 minutes

#### NUMBER OF ITEMS

133

#### USED IN 60+ COUNTRIES

#### FORMAT

Online Portal for quick and easy administration and scoring

#### REPORT OPTIONS

- Workplace
- Leadership
- Group
- Workplace EQ 360
- Leadership EQ 360
- Higher Education


#### NORMS AND LANGUAGES

Please visit our website for a complete list

#### QUALIFICATION LEVEL

- B (North America only)
- EQ-i® Certified

# Helping You Help Others with our EQ-i<sup>2.0</sup><sup>®</sup> Full Suite of Reports



Coach and Client versions available for all reports.

## Special Features

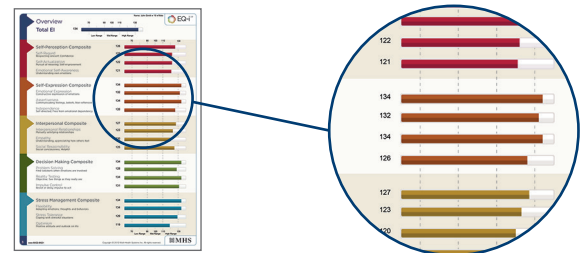
### CUSTOMIZATION

Create your reports to fit the way you work with your clients by choosing sections that matter the most. For example, you can brand the report with your logo and turn on/off labels, scores, and report sections.




### BUSINESS CENTRIC

Professional color coding format representing each of the five composite scores, a clear layout, and straight-forward language making it easier for you and your client to interpret results.



### UNPARALLELED SUPPORT

Designed with clear instructions, interpretation guidelines and results-driven content for both you and your client throughout the reports. In addition, each MHS client has access to their own Partner Relations Consultant who can help you kick-start an EI program in your organization or business.



## Online, Easy to Use Report Administration

Our web portal, [mhs.com/TAP](http://mhs.com/TAP), provides a completely automated way to send invitations, manage participants and generate reports. The portal allows you to access invaluable resources, the latest product releases and information about upcoming certifications and training partners.

CONTACT US FOR MORE INFORMATION

[info.mhs.com/learnmore](http://info.mhs.com/learnmore)  
[growyourbusiness@mhs.com](mailto:growyourbusiness@mhs.com)  
**1 800 456 3003**